

7th CIRP Global Web Conference, Towards shifted production value stream patterns inference of data, models and technology

Current practice and challenges towards handling uncertainty for effective outcomes in maintenance

Alex Grenyer^{a*}, Fateme Dinmohammadi^a, John A. Erkoyuncu^a, Yifan Zhao^a, Rajkumar Roy^b

^a *Through-life Engineering Services Centre, Cranfield University, Cranfield, MK43 0AL, UK*

^b *School of Mathematics, Computer Science & Engineering, City University of London, EC1V 0HB, UK*

* Corresponding author. Tel.: +44-1234-75-8555; fax: +44-1234-75-8292. E-mail address: a.h.grenyer@cranfield.ac.uk

Abstract

The combination of viable heuristic attributes with statistical measurements presents significant challenges in industrial maintenance for complex assets under through-life service contracts. Techniques to obtain and process heuristic attributes raise numerous uncertainties which often go undefined and unmitigated. A holistic view of these uncertainties may improve decision-making capabilities and reduce maintenance costs and turnaround time. It is therefore necessary to identify and rank factors that influence uncertainties originating from challenges in the above context. This, along with an identification of who contributes to such challenges and current practice to handle them, sets the focus for this study.

The influence of 32 categorised factors on uncertainty is assessed through a questionnaire completed by nine experienced maintenance managers from a leading defence company. The pedigree approach is applied to score validity of respondents' answers according to their experience and job role to normalise scores. Results are discussed in interviews with respondents along with current practice in and ways to improve uncertainty assessment. Scores are weighted through the Analytical Hierarchy Process (AHP) in order to identify the most influential factors on uncertainty in maintenance. The analysis revealed that these include: intellectual property rights (IPR), maintainer performance, quality of information, resistance to change, stakeholder communication and technology integration. These are verified with 40 practitioners from various industrial backgrounds. From the interviews, it is deemed that a holistic view of heuristic and statistical attributes ultimately allows for more accomplished decision-making but requires trade-offs between quality and cost over the asset's life cycle.

© 2019 The Authors. Published by Elsevier B.V.

This is an open access article under the CC BY license (

Peer-review under responsibility of the scientific committee of the 7th CIRP Global Web Conference

Keywords: Challenges; Heuristic; Maintenance; Pedigree; Uncertainty; Analytical hierarchy process (AHP).

1. Introduction

Decision-making in industrial maintenance today is typically based on two broad factors: recorded data and subjective expert opinions. The prior presents hard facts, subject to a degree of uncertainty which can be quantified statistically by standard deviation of the dataset. The latter attributes qualitative uncertainty by what traits qualify them as an expert and the basis of their view to establish its validity. Data recording methods, accuracy of equipment used, or maintainer performance are rarely considered as an attribute to

overall uncertainty. A combination of the hard facts and subjective opinion needs to be considered to make informed and effective decisions leading to prosperous outcomes in maintenance. Some cases require more expertise; some require more data. The question here is whether a holistic view of these uncertainties can improve decision-making capabilities and reduce through-life costs as well as unforeseen challenges.

This paper presents a survey questionnaire to rank prominent factors that influence uncertainty in maintenance based on literature and input from industry experts. Respondent qualities are attributed in a pedigree assessment. Results are

reviewed and discussed in a series of interviews and validated with wider industrial practitioners before producing a refined survey and pedigree criteria. Results are ranked using the well-established Analytical Hierarchy Process (AHP) to determine areas facing the most significant challenges and uncertainties.

2. Research background

2.1. What is uncertainty?

Uncertainty is defined as the difference between the information required and that already possessed [1,2]. Risk is the effect of uncertainty on specific objectives [3,4]. Uncertainty is influenced by multiple factors. Some are highly significant, some are negligible – having a positive, neutral or negative effect on system performance.

There are two key types of uncertainty, namely: Type A (quantitative, consisting of recorded statistical data); and Type B (qualitative, consisting of heuristic estimates obtained from expert opinion, manufacturer specifications and equipment accuracy) [2]. The quantification of Type A is well documented – it is essentially the standard deviation of a given dataset. However, Type B are often overlooked in practice [5].

Uncertainty is further defined as epistemic and aleatory. The former originates from model or data accuracy, influenced by the level of knowledge available, and can therefore be mitigated or optimised. The latter represents statistical variables that constantly fluctuate and therefore cannot be reduced [6–9].

2.2. Decision-making techniques

Saaty’s [10] AHP has been extensively implemented and validated to prioritise alternative options via a set of evaluation criteria. Pairwise comparisons are applied to each criterion in a set of matrices to generate weighted scores, which are then aggregated to give a global indication of the best or most popular option [11–14].

Other multi-criteria decision making (MCDM) methods such as TOPSIS and PROMETHEE can be applied in tandem with AHP to compare complex parameters such as algorithms through fuzzy theory [15–18]. Other qualitative approaches such as SWOT (strengths, weaknesses, opportunities, threats) analysis can be used to quickly identify risks and factors influencing uncertainties in a group setting, but may result in a plethora of factors that can’t be accurately summarised in a quantitative manor with resources available [6,13,19]. AHP is therefore adopted in this study to identify the most significant challenges with a high level of accuracy.

3. Survey questionnaire – core challenges influencing uncertainty

A survey questionnaire is composed to rank prominent factors that influence uncertainty in maintenance based on literature and input from industry experts to gather heuristic data on challenges in industrial maintenance and the underlying uncertainty propagation. Nine responses were obtained from a leading defence company. Respondents scored 32 factors

according to their influence on uncertainty on eight-point Likert scales (0-7) from “no influence” to “high influence” to avoid the neutral middle point, with a ‘0’ option for ‘no effect’ [4,20]. These were refined and adapted by respondents and the author from a list defined by Erkoyuncu et al. [21], divided into 5 categories: commercial, affordability, maintainer performance, operational and engineering – illustrated in Fig. 1. Respondents were each assigned a random ID to protect their anonymity. Respondent years of experience in current and relevant previous roles is illustrated in Fig. 2.

Commercial	1	Labour efficiency
	2	Customer equipment usage
	3	KPI specifications
	4	Stability of requirements
	5	Primary contractor relationship with customer
	6	Primary contractor relationship with OEM
	7	Accuracy & availability of technical data (concerning IPR, etc.)
	8	Communication between shareholders
Affordability	9	Customer ability to spend
	10	Customer willingness to spend
	11	Availability of equipment
Maintainer performance	12	Ability to screen candidates in training
	13	Availability of suitably qualified maintainers
	14	Knowledge and experience to perform a given task
	15	Material readiness state awareness
	16	Commitment to record data in relevant data banks
	17	Response to working environment (temp., confined spaces, etc.)
	18	Quality of documentation / information from OEM
Operational	19	Availability of resources to support maintenance
	20	OEM logistics (i.e. supply of parts)
	21	Complexity of equipment
	22	Quality of components and manufacturing
	23	Mean time between failure (MTBF) data
	24	Supply chain logistics
	25	Sufficiency of spare parts storage (on the shelf)
	26	Accuracy of cost estimation
Engineering	27	Confidence that reference books are reviewed and up-to-date
	28	Technology integration (availability of system interrogation software)
	29	Data reliability and quality
	30	Efficiency of engineering effort
	31	System capability upgrades
	32	Level of obsolescence (component, system or process)

Fig. 1. Survey – Influential factors for uncertainty in industrial maintenance

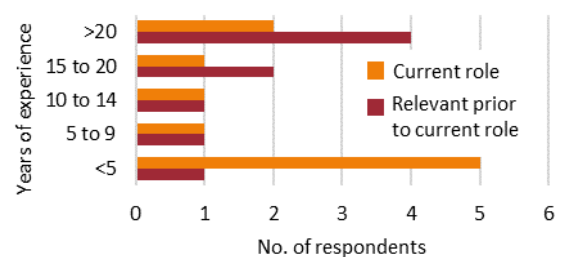


Fig. 2. Survey – respondent years of experience

3.1. Pedigree assessment

The pedigree matrix scores qualitative, expert opinion against predefined criteria to permit quantitative reliability assessment [22,23]. These criteria are defined according to the contextual application of the study [23–25]. The criteria were scored according to: (1) years of experience in current role, (2) years of relevant experience prior to current role and (3.1-5) years of experience working on 5 select ship classes. Each

criterion adhered to the same 1 to 5 scale: 1 = <5 years, 2 = 5-9 years, 3 = 10-14 years, 4 = 15-20 years, 5 = >20 years. Explicit roles were not included here to uphold anonymity.

An example of pedigree scores for two respondents is shown in Table 1. The weighted mean of these scores were used as a scaling factor to attribute proportionate scoring to their survey answers. These are compared with the mean scores in Fig. 3. The weights of each criterion were defined by the author and are in themselves inherently subjective.

Table 1. Example pedigree scores for two respondents

ID	(1)	(2)	(3.1)	(3.2)	(3.3)	(3.4)	(3.5)	(3.6)	Mean	W. mean
R1	5	5	-	2	2	4	2	5	3.57	3.85
R2	5	2	-	-	5	-	-	1	4.00	2.54

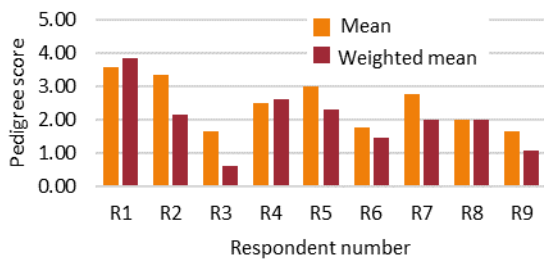


Fig. 3. Mean and weighted mean comparison of pedigree scores for all respondent attributes

The mean and range for each influencing factor and category were evaluated in MS Excel. This is represented for all factors in Fig. 4, numbered in the x-axis corresponding to Fig. 1. Agreement between respondents is represented by the range, where a high range reflects high disagreement. These can be influenced by a specific project and not necessarily reflect their overall view. Factors that showed contrasting levels of agreement between the respondents are summarised below.

- **High influence on uncertainty, high levels of agreement:** Ability to screen candidates in training (12); Quality of information from OEM (18); Data reliability & quality (29)
- **High influence, high disagreement:** Customer ability to spend (9); Availability of resources to support maintenance (19); Supply chain logistics (24)
- **Low influence, high disagreement:** Labour efficiency (1); KPI specs (3); MTBF data (23)

3.2. AHP implementation

AHP estimates relative magnitudes of inputs through pairwise comparisons [10]. These were represented in a positive reciprocal matrix adopting an algorithm defined by Erkoyuncu [24] for each of the 5 categories. The resulting weights highlighted the most prominent factors in each category, which were elaborated on in the interviews.

4. Interviews with industry

Survey results were analysed and discussed in a series of semi-structured interviews with respondents to obtain subjective views across maintenance departments. This structure allowed discussion of relevant topics while permitting respondents to provide further detail on their viewpoint from the survey [13,21,26]. Strategies and examples from literature [20,26–28] were used to structure and phrase the questions to obtain relevant information that can then be put forward to compose a framework capable of predicting the level of subsequent uncertainty influenced by challenges raised. Respondents were assured that responses would be handled confidentially and would not be linked to individuals.

Industrial maintenance today is generally carried out under through-life product-service system (PSS) contracts, where the client makes use of a product in their possession but does not take ownership [29]. This ownership resides with the primary contractor, who coordinates and manages maintenance for the product over its lifetime or the contract duration. Each maintenance manager is responsible for a different class of ship, which present their own challenges.

5. Core challenges summary

Core challenges that influence uncertainty prediction in maintenance, as highlighted from the questionnaire and interviews, can be summarised in six factors as follows:

- **Intellectual property rights (IPR)**, where modern systems are comprised of a vast number of components, many of which can only be maintained by the OEM due to IPR. This yields a degree of information asymmetry leading to uncertainty around the accuracy and availability of technical data; validated by the ‘OEM logistics’ factor having the single greatest influence on uncertainty in the survey.

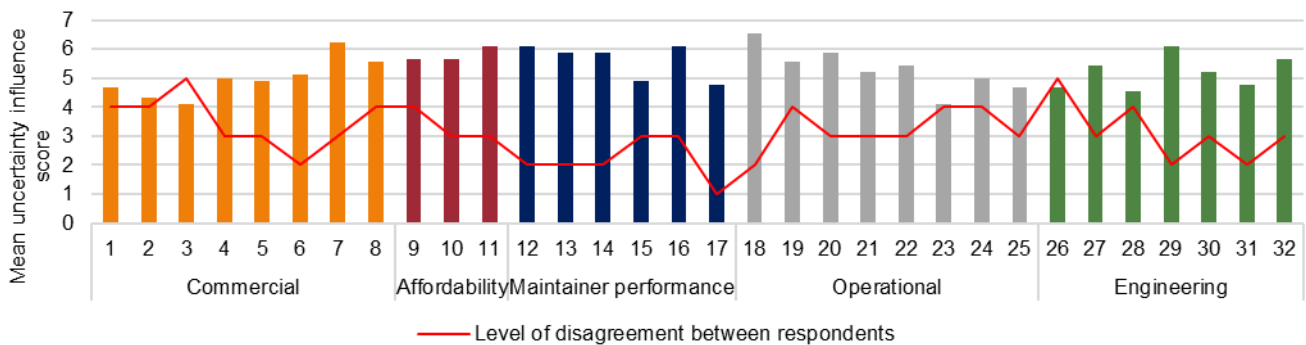


Fig. 4. Survey results – Mean score for influence on uncertainty for all factors with level of disagreement

If a specialist maintainer cannot be sent out to fix the component, significant delays could be ensued.

- Maintainer performance**, where levels of knowledge and experience can have a significant impact on maintenance quality and material state awareness. Additional time pressures and individual attitudes impact effort put into completing a task. Naval ships are deployed for several months at a time, whereas platforms such as aircraft are flown for a matter of hours and undergo rigorous maintenance checks between sorties. Over time, each ship on deployment naturally develops its own ‘crew culture’. This has a core influence on maintainer attitude and affects the quality to which they conduct and record maintenance activities. Dockside maintainers would then not hold accurate data on the material state of a given part. If a problem was found the part would have to be replaced, accumulating unplanned costs and delays.
- Quality of information**, where documentation on maintenance procedures from OEMs is not well maintained. Books of Reference (BoR) are reviewed every 5 years, yet some date back to 1995. This can influence KPI specifications for a given platform, further raising uncertainty in maintenance procedures. In ship support, Job Instruction Cards (JICs), customer instructions and OEM documentation often lack detail. This exaggerates issues in data application for industrial and managerial support. Maintenance scheduling can then be affected, so parts may be maintained on a reactive basis rather than preventive. Materials and parts are not always available on the shelf when they should be and a robust system to purchase these materials is not in place. A range of data management systems are used for different ship platforms. For some, data is not necessarily recorded by the required party. Managers only get half the picture.
- Resistance to change**, where what is expected by the customer goes against what is or can be provided by the primary contractor. A number of maintenance tasks need to

be sub-contracted to a third-party OEM, who the primary contractor has no control over. That OEM could be operating under a one-off contract to maintain a specific part or system. Significant uncertainties are raised here for the primary contractor as the time schedule and cost incurred from the third-party OEM cannot be finalised until the contract is completed, which may have knock-on effects for interconnected systems.

- Stakeholder communication**, where subcontractors may be fully qualified to sign off work done but cannot due to conflicts of interest, so the same task is repeated, resulting in unnecessary time and cost losses. An example was given in the interviews where two maintainers who have not conversed did not know the current material state or planned maintenance schedule of systems that connect at a platform level. The asset, maintained by the OEM, was rendered obsolete by ship staff while on deployment. It therefore missed a planned maintenance period when in dock, meaning the ship could not carry out its tasked duties.
- Technology integration**, where the exponential progression of technology means that training may not have kept up and software required to interrogate a system for diagnostic checks is not held by maintainers. New builds often have maintenance procedures locked in the design phase. Older platforms experience multiple upgrades over their lifetime which can result in examples such as seven different types of ship under one platform grouped into a maintenance procedure, even though procedures for each type are different. Customer requirements may also change through design and upgrade programmes, which induce substantial costs and schedule delays.

A summary of the core factors that influence uncertainty in industrial maintenance for PSS and current approaches to maintenance is represented by Fig. 5 in a broad sense between the OEM, provider and client.

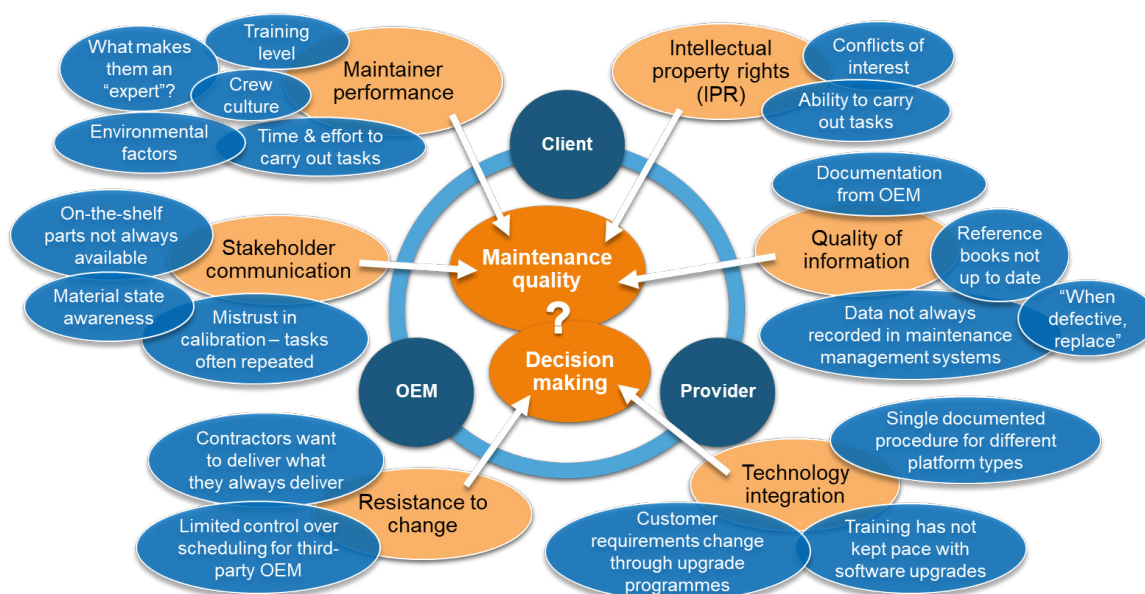


Fig. 5. Core factors influencing uncertainty in industrial maintenance

6. Wider industrial input

A live survey was carried out with industry practitioners and cost estimators at a workshop on modelling risk and uncertainty. The six core challenges identified were presented using Mentimeter live voting software. Respondents were asked if they considered a combination of statistical (Type A) and heuristic (Type B) uncertainty in their work and to identify their background, achieving 58 responses.

Segmentation of respondents according to their answer to the first two questions is illustrated in Fig. 6 (unknown means the first question was unanswered). 41% of respondents were from the defence sector, 16% from aerospace and 24% cost analysts. A near 50:50 division of backgrounds was found and was relatively equal across each sector. Finally, respondents ranked the six challenges according to their influence on uncertainty, which gained 40 responses. The weighted mean score of each factor is shown in Fig. 7, with an area plot response distribution on the Likert scales.

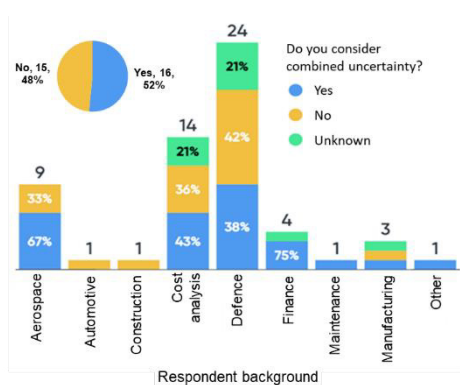


Fig. 6. Live survey - Respondent background according to whether they consider combined uncertainty

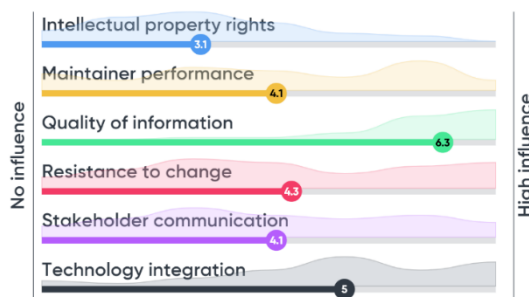


Fig. 7. Subjective opinions on the core factors influencing uncertainty

Quality of information showed the greatest influence on uncertainty, with a weighted mean score of 6.3. This is followed by technology integration, with a weighted mean score of 5. Maintainer performance, resistance to change and stakeholder communication were found to have a relatively wide spread, indicating disagreement between respondents. However, maintainer performance shows a higher distribution towards 'high influence'. As before, disagreement can be due to respondents' own comparative experiences in their industry in general or on a specific project they are working on. IPR showed the lowest influence, with a weighted mean of 3.1.

7. Discussion and conclusions

The aim of this paper was to identify and rank core factors that influence uncertainties originating from challenges in the maintenance of complex assets under PSS. Maintenance managers from a leading defence company completed a survey questionnaire identifying these factors. An assessment of the validity of their responses was made through defined pedigree criteria, the results of which were applied to each respondent to normalise their answers. Results were discussed and developed in a series of semi-structured interviews. Mean scores for each factor were weighted using AHP to identify the most influential factors. Core challenges were discussed in Section 5.

The derivation of pedigree criteria is inherently subjective. The criteria selected for this study (Section 3.1) were deemed, through the interviews and academic input, most applicable to score a level of expertise to respondents. Ranking more detailed qualifications against each other adds levels of complexity deemed out of scope for this study.

The AHP allowed factors to be weighed against each other within the survey categories. From this, the six core challenges were determined.

These were validated through wider industrial input in a live survey, where quality of information was deemed the most influential factor on uncertainty.

There are approximately 300 different data repositories in use across the studied company, the majority of which are not linked and consist of numerous duplicate entries [30]. This includes DRACAS (Data Reporting, Analysis and Corrective Action System) and UMMS (Unit Maintenance Management System), where data may not be recorded in a useable fashion.

A shared understanding of material state across all departments is required to fill gaps in the supply chain, improve communication between stakeholders, overall decision-making and cost effectiveness of ship support. A common support model (CSM) is being developed to tackle this challenge, featuring five management disciplines for through-life ship support: enterprise, class, design, maintenance and equipment [30]. These are endorsed by a complex web of information and knowledge management that is historically subject to a degree of asymmetry. This was made apparent in the interviews and previous studies across industrial sectors [31–33].

A combined understanding of the impact of qualitative and quantitative uncertainty on system performance will provide a holistic picture allowing for more informed and effective decisions leading to prosperous outcomes in maintenance, but this comes at a cost. Budgets can be set for this with the 'spend to save' approach or set aside lump sums for unforeseen circumstances. Ultimately, a trade-off is required.

This study can be extended in several ways for further research. First, a broader framework can be developed to identify contributing factors in a given system, define them as statistical or heuristic, identify acceptable uncertainty parameters for each element and combine the total subsystem uncertainties to gain a more holistic, quantitative picture. Second, the interrelationship between criteria can be incorporated and modelled through other quantitative and qualitative techniques such as the Analytic Network Process (ANP) [14] and PROMETHEE. Third is to develop analytical

frameworks in order to better understand potential impacts of uncertainty and the ability to manage them should they arise.

8. Acknowledgements

This project is based on the collaboration between the Through-life Engineering Services Centre (TES) at Cranfield University (UK) and BAE Systems. The authors would like to thank the Engineering and Physical Sciences Research Council (EPSRC), project ref. 1944319, and Doctoral Training Partnership (DTP) for funding this research.

References

- [1] Grote G, NASA, Grote G, Kreiser P, Marino L, Bell S. Management of Uncertainty: Theory and Application in the Design of Systems and Organisations. vol. 40. Zurich: Springer; 2009. doi:10.1108/00251740210441090.
- [2] NASA. Measurement Uncertainty Analysis Principles and Methods. NASA Meas. Qual. Assur. Handb., NASA; 2010, p. 1–275.
- [3] ISO. International Standard ISO 31000:2009 2009;2009:36.
- [4] Everitt BS, Skrondal A. The Cambridge Dictionary of Statistics. 4th ed. Cambridge University Press; 2010.
- [5] Willink R. An improved procedure for combining Type A and Type B components of measurement uncertainty. *Int J Metrol Qual Eng* 2013;4:55–62. doi:10.1051/ijmqe/2012038.
- [6] Erkoyuncu JA, Roy R, Shehab E, Cheruvu K. Understanding service uncertainties in industrial product-service system cost estimation. *Int J Adv Manuf Technol* 2010;52:1223–38. doi:10.1007/s00170-010-2767-3.
- [7] Helton JC, Johnson JD. Quantification of margins and uncertainties: Alternative representations of epistemic uncertainty. *Reliab Eng Syst Saf* 2011;96:1034–52. doi:10.1016/j.res.2011.02.013.
- [8] Helton JC, Oberkampf WL. Alternative representations of epistemic uncertainty. *Reliab Eng Syst Saf* 2004;85:1–10. doi:10.1016/j.res.2004.03.001.
- [9] Thunnissen DP. Uncertainty classification for the design and development of complex systems. *Proc. 3rd Annu. Predict. Methods Conf.*, 2003.
- [10] Saaty TL. Fundamentals of decision making and priority theory with the Analytic Hierarchy Process, Vol. VI of the AHP series. St Peterburgh: 2006.
- [11] Baek CY, Park KH, Tahara K, Chun YY. Data quality assessment of the uncertainty analysis applied to the greenhouse gas emissions of a dairy cow system. *Sustainability* 2017;9. doi:10.3390/su9101676.
- [12] Aull-Hyde R, Erdogan S, Duke JM. An experiment on the consistency of aggregated comparison matrices in AHP. *Eur J Oper Res* 2006;171:290–5. doi:10.1016/j.ejor.2004.06.037.
- [13] Erkoyuncu JA, Durugbo C, Shehab E, Roy R, Parker R, Gath A, et al. Uncertainty driven service cost estimation for decision support at the bidding stage. *Int J Prod Res* 2013;51:5771–88. doi:10.1080/00207543.2013.794318.
- [14] Saaty TL. The Analytic Hierarchy and Analytic Network Processes for the Measurement of Intangible Criteria and for Decision-Making. vol. 233. Springer Science & Business Media; 2016. doi:10.1007/978-1-4939-3094-4_29.
- [15] Balioti V, Tzimopoulos C, Evangelides C. Multi-Criteria Decision Making Using TOPSIS Method Under Fuzzy Environment. Application in Spillway Selection. *Proceedings* 2018;2:637. doi:10.3390/proceedings2110637.
- [16] Krohling RA, Pacheco AGC. A-TOPSIS - An approach based on TOPSIS for ranking evolutionary algorithms. *Procedia Comput Sci* 2015;55:308–17. doi:10.1016/j.procs.2015.07.054.
- [17] Wang TC, Lee H Da. Developing a fuzzy TOPSIS approach based on subjective weights and objective weights. *Expert Syst Appl* 2009;36:8980–5. doi:10.1016/j.eswa.2008.11.035.
- [18] Massam H. Multi-Criteria (MCDM) Decision Making Techniques in Planning. *Prog Plann* 1988;30:1–84.
- [19] Erkoyuncu JA, Roy R, Shehab E, Kutsch E. An innovative uncertainty management framework to support contracting for product-service availability. vol. 26. 2015. doi:10.1108/MBE-09-2016-0047.
- [20] Reiman T, Oedewald P. Measuring maintenance culture and maintenance core task with CULTURE-questionnaire - A case study in the power industry. *Saf Sci* 2004;42:859–89. doi:10.1016/j.ssci.2004.04.001.
- [21] Erkoyuncu JA, Durugbo C, Roy R. Identifying uncertainties for industrial service delivery: A systems approach. *Int J Prod Res* 2013;51:6295–315. doi:10.1080/00207543.2013.794316.
- [22] Ravetz J, Funtowicz S. Uncertainty and Quality in Knowledge for Policy. Dordrecht: Kluwer; 1991.
- [23] Van Der Sluijs JP, Craye M, Funtowicz S O., Klopogge P, Ravetz J, Risbey J. Combining quantitative and qualitative measures of uncertainty in model-based environmental assessment: The NUSAP system. *Risk Analysis* 2005;25:481–92. doi:10.1111/j.1539-6924.2005.00604.x.
- [24] Erkoyuncu JA. Cost uncertainty management and modelling for industrial product-service systems. Cranfield University, 2011.
- [25] Berner CL, Flage R. Comparing and integrating the NUSAP notational scheme with an uncertainty based risk perspective. *Reliab Eng Syst Saf* 2016;156:185–94. doi:10.1016/j.res.2016.08.001.
- [26] Robson C. Real world research: a resource for users of social research methods in applied settings. 4th ed. Wiley & Sons; 2016.
- [27] Dixon J. The new performance challenge: measuring operations for world-class competition. Homewood, Illinois: Business One Irwin; 1990.
- [28] Charmaz K. Constructivist grounded theory. *J Posit Psychol* 2017;12:299–300. doi:10.1080/17439760.2016.1262612.
- [29] Meier H, Roy R, Seliger G. Industrial Product-Service systems-IPS2. *CIRP Ann - Manuf Technol* 2010;59:607–27. doi:10.1016/j.cirp.2010.05.004.
- [30] ACNS Support. Building a Common Support Model for the Future. Minist Defence, Broch 2016.
- [31] Sceral M, Erkoyuncu JA, Shehab E. Identifying information asymmetry challenges in the defence sector. 6th Int Conf Through-Life Eng Serv TESConf 2017, 7-8 Novemb 2017, Bremen, Ger 2018;19:127–34. doi:10.1016/J.PROMFG.2018.01.018.
- [32] Zhang X, Han X, Liu X, Liu R, Leng J. The pricing of product and value-added service under information asymmetry: A product life cycle perspective. *Int J Prod Res* 2015;53:25–40. doi:10.1080/00207543.2014.922707.
- [33] Goh YM, Newnes LB, Mileham AR, McMahon CA, Saravi ME. Uncertainty in through-life costing-review and perspectives. *IEEE Trans Eng Manag* 2010;57:689–701. doi:10.1109/TEM.2010.2040745.

2020-02-18

Current practice and challenges towards handling uncertainty for effective outcomes in maintenance

Grenyer, Alex

Elsevier

Grenyer A, Dinmohammadi F, Erkoyuncu JA, et al., (2019) Current practice and challenges towards handling uncertainty for effective outcomes in maintenance. *Procedia CIRP*, Volume 86, 2019, pp. 282-287

<https://doi.org/10.1016/j.procir.2020.01.024>

Downloaded from Cranfield Library Services E-Repository